


LIVING IN HAKODATE



HOKKAIDO INTERNATIONAL FOUNDATION

Last Updated on April 1, 2023

CONTENTS:

	Page
1. Hakodate, Hokkaido	3
A) Overview	3
B) Climate (What to Wear in Hakodate)	3
2. Hokkaido International Foundation (HIF)	3-5
A) Location	3-4
B) HIF Building Map	4
C) HIF Student Services	5
3. Personal Conduct and Legal Issues	6
A) Driving a Car/Motorbike	6
B) Drug Use and Possession	6
C) Employment	6
D) Passport	6
E) Drinking	6
4. Public Transportation	7-11
A) Tram	7-8
B) Bus-to-Tram, Tram-to-Bus Transfer	8
C) Bus	8
D) Prepaid IC card “ICAS nimoca (イカすニモカ)”	9-10
E) Train	11
5. Bicycle Rules and Safety	12
6. Money	13-16
A) Anticipated Expenses	13-14
B) Currency Exchange in Hakodate	15
C) How to Withdraw Cash by Credit or Debit Cards Issued outside of Japan	15
D) Traveler’s Checks	15
E) Personal Checks	15
7. Sustainability in Japan	16-17
A) Saving on Electricity and Water	16
B) How to Sort Garbage by Type	16-17
8. Emergency	17-18
A) Traffic Accidents	17
B) Indemnity	17
C) Insurance & Medical Fees	17-18
D) When You Are Sick	18
E) Medications	18
9. Internet Connection	18-19
A) Pocket Wi-Fi	18
B) HIF Building	18
C) Dormitory	18
D) Host Family’s House	19
E) Free Wi-Fi in Hakodate	19
F) Mobile Phone	19
10. Useful Facilities	20-21
11. Other Information	21-22
12. HIF Contact Information	22

1. Hakodate, Hokkaido

A) Overview

Japan's northeastern island, Hokkaido, was sparsely populated until the early 19th century when Japanese people from all parts of the country came to settle the land and create the Hokkaido we know today. Whereas Tokyo, Osaka, Kyoto, and other areas of Japan are known for their intense summer heat and humidity, the summers in Hokkaido are relatively cool and pleasant.

Hakodate is located in southern Hokkaido. Hakodate is a small, quiet, rural town, with a population of about 250,000. Hakodate was one of the two Japanese ports opened by Commodore Perry when he visited Japan in 1854. At that time, Hakodate led Japan's progress towards modernization. The night view of the town from Mt. Hakodate is considered one of the most spectacular in the world. Between 2009 and 2022, Hakodate has been ranked Japan's most attractive tourist destination six times (The Local Brand Survey).



B) Climate (What to Wear in Hakodate)

The climate of Hakodate in summer is relatively cool, especially in June and early July. The nights may be quite cold. Bring a warm sweater or jacket. In August, however, there may be some hot days. In Hakodate, few families have an air conditioner at home. Also, prepare for rainy weather by taking a raincoat or an umbrella. The dress code is informal (casual), conservative and tidy. We discourage wearing clothing that is too revealing or having an untidy appearance. Please bring sneakers for outdoor activities such as cycling, nature walks, or group trips. The following table lists the average temperatures in Hakodate (data provided by the Japan Meteorological Agency in Celsius).

Temperature in Hakodate for the last 3 years

Fahrenheit	2022			2021			2020		
	June	July	August	June	July	August	June	July	August
Average	61.9 °F	71.6 °F	72.3 °F	63.7 °F	73.0 °F	72.0 °F	64.0 °F	68.2 °F	74.1 °F
Highest	78.8 °F	87.3 °F	86.0 °F	83.3 °F	90.5 °F	93.0 °F	81.3 °F	84.2 °F	90.9 °F
Lowest	43.5 °F	62.6 °F	57.2 °F	45.9 °F	58.8 °F	60.3 °F	50.4 °F	57.6 °F	59.4 °F
Celsius	2022			2021			2020		
	June	July	August	June	July	August	June	July	August
Average	16.6 °C	22.0 °C	22.4 °C	17.6 °C	22.8 °C	22.2 °C	17.8 °C	20.1 °C	23.4 °C
Highest	26.0 °C	30.7 °C	30.0 °C	28.5 °C	32.5 °C	33.9 °C	27.4 °C	29.0 °C	32.7 °C
Lowest	6.4 °C	17.0 °C	14.0 °C	7.7 °C	14.9 °C	15.7 °C	10.2 °C	14.2 °C	15.2 °C

2. Hokkaido International Foundation (HIF)

A) Location

The HIF building is located on Hachimanzaka (八幡坂), one of the popular scenic points to visit among tourists. You can enjoy the gorgeous view of Hakodate Bay on the top of the slope. Around the HIF, there are a variety of historical buildings such as Motomachi Roman Catholic Church (カトリック元町教会), Russian Orthodox Church (函館ハリストス正教会), Old Public Hall of Hakodate Ward (旧函館区公会堂), Higashihonganji-Temple Hakodate Branch (東本願寺函館別院), Old British

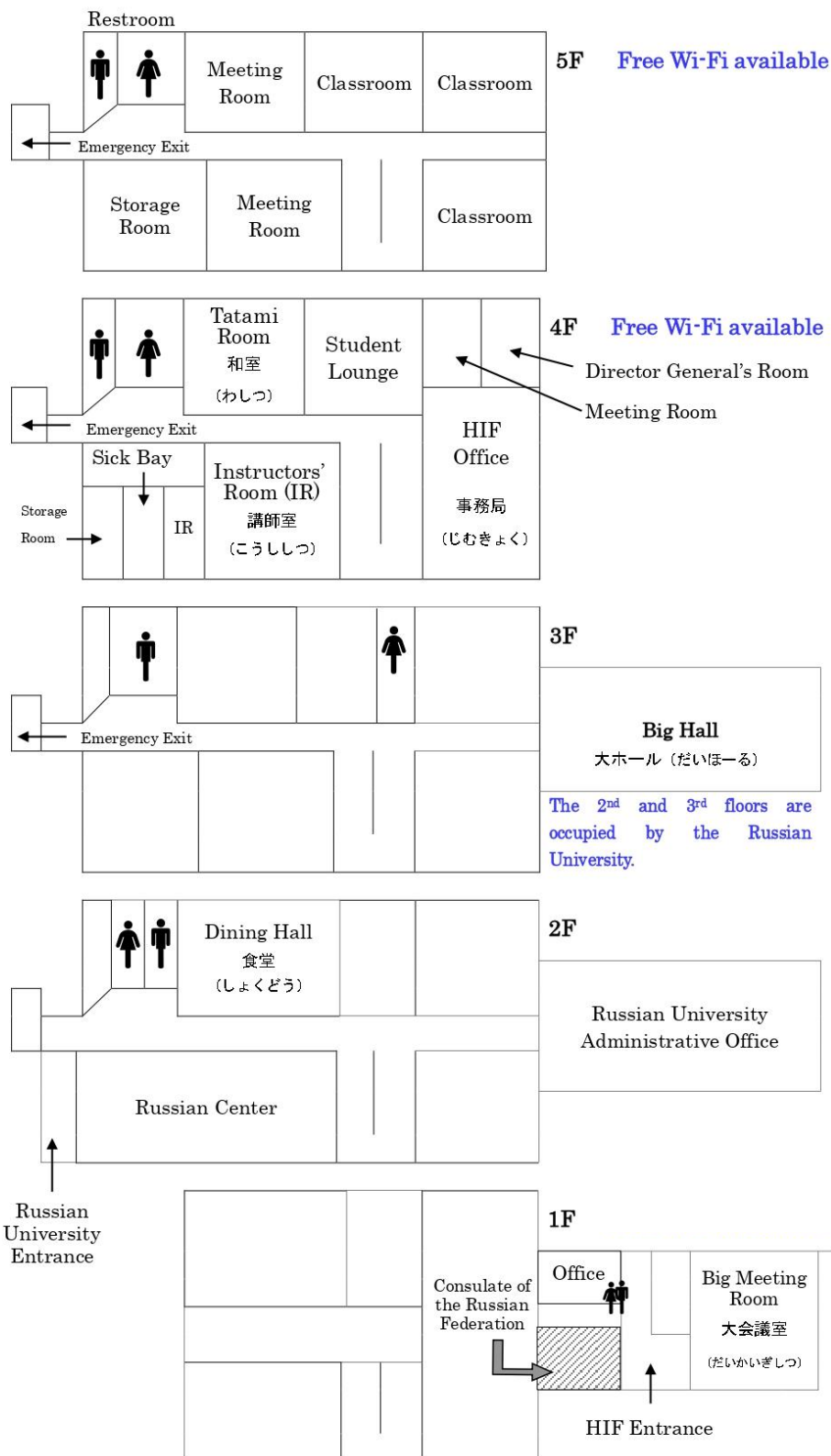


HIF building & Mt. Hakodate in back

Consulate (旧イギリス領事館), Chinese Memorial Hall (函館中華会館), and so on.

HIF shares this five-story building with the Russian Far Eastern National University, Hakodate Campus (ロシア極東連邦総合大学函館校) and the Russian Federation Consulate-General in Sapporo, Hakodate Office.

B) HIF Building Map



C) HIF Student Services

<u>HIF Business Hours:</u>	8:30am-5:00pm, Mondays through Fridays
<u>Bulletin Board:</u>	Important announcements from the HIF Office are posted on the bulletin board in the hallway on the 4th floor.
<u>Mail:</u>	You may use the HIF's address as your mailing address.
<u>Telephone:</u>	There is one telephone in the HIF office which you can use.
<u>Internet Access:</u>	Free Wi-Fi is available on the 4 th and 5 th floors. Please bring your own device(s) to connect to the Internet.
<u>Printer, Photocopier & Scanner:</u>	<p>A multifunction printer with copier-scanner capabilities is available in the HIF Office.</p> <ul style="list-style-type: none"> -Class-related documents (homework, Independent Study, etc.): Free -Others: ¥10/page (black & white), ¥20/page (color)
<u>Sick Bay:</u>	Please use the sick bay when you feel unwell. Please let HIF staff members know when you wish to use the room. A first-aid kit is available in the HIF Office.
<u>Vending Machines:</u>	Soft-drink vending machines are located in the dining hall (2F) and HIF students lounge (4F).
<u>Dining Hall:</u>	Located on the 2nd floor.

Security System

The entrance door is open at 8:30am and locked at 5:30pm every day. Please avoid using the entrance of the Russian University during the program.

Emergency Exits

In case of emergency, please use the emergency exits of the building.

Drinking & Smoking

Drinking alcoholic beverages and smoking are prohibited in the entire building.

3. Personal Conduct and Legal Issues

The HIF Japanese Language and Japanese Culture Program requires much more than attending in classes and speaking Japanese. Participants should regard themselves as official representatives of their universities and home countries. They are therefore expected to behave with appropriate decorum on the premises at HIF, with their host families, and in the community. In addition to these issues, we must inform you of some important legal concerns. Once you enter Japan, you must abide by Japanese laws. The HIF Director General is the guarantor for participants from countries that require visas to enter Japan. These participants bear a reciprocal responsibility for their behavior in Japan. All participants must be scrupulous in observing the mores of the community, the rules of the program and the laws of Japan.

There are specific rules related to drugs, employment, driving, and personal identification. Failure to comply with these requirements may result in arrest, detention, and/or deport.

A) Driving a Car / Motorbike

Driving a car or a motorbike is in all circumstances prohibited during the Program, even if you have the relevant licenses. HIF does not accept legal or financial liability for any accidents caused by, or injuries to participants who have violated this rule.

B) Drug Use and Possession

The use or possession of illegal drugs is a criminal offence in Japan. Participants in violation of Japanese law in this regard will be immediately dismissed from the HIF Summer Program. Participants who present with substance abuse or addiction problems (for example alcohol or over-the-counter medicines) may also be sent home.

C) Employment

It is illegal for visitors to Japan to undertake paid employment without a working visa or student visa. If you are caught engaging in paid employment, you will be exposed to criminal liability and you may be expelled from Japan. However, you may participate in unpaid volunteer work or internships.

D) Passport

The Japanese immigration law (出入国管理及び難民認定法第23条) requires all non-Japanese residents to carry personal identification with them at all times. The police are authorized to immediately arrest any person who does not produce identification upon request. Therefore, you must have your passport with you at all times.

It might be helpful for you to bring a neck pouch or money belt in with to carry your passport.

E) Drinking

The legal drinking age in Japan is 20.

You might accidentally purchase a drink without knowing it is alcohol, as there are many varieties of alcoholic beverages of which packaging designs look like soft drink at first glance. If it has さけ お酒 mark on it, it is alcohol for sure.



4. Public Transportation

Your host family will show you or explain to you how to commute from their house to HIF during the first weekend of your stay. Most participants will need to use public transportation (tram, bus, or train) to commute. HIF will refund transportation expenses for those who use public transportation to commute between host family's house and HIF, according to the criteria set by HIF. Further information about the reimbursement will be announced in the student orientation.

A) Tram

If you commute by a No.5 Tram bound for 函館どつく前^{まへ}, you get off at 末広町^{すえひろちょう} and walk to HIF.

If you commute by a No.2 Tram bound for 谷地頭^{やちがしら}, you get off at 十字街^{じゅうじがい} and walk to HIF. You could transfer from No.2 Tram to No.5 Tram at 十字街^{じゅうじがい}. In that case, tell the driver of the No.2 Tram that you go to 末広町^{すえひろちょう} and pay the fare up to your final destination (末広町^{すえひろちょう}). If you pay by cash, they will give you a ticket called 乗換券^{のりかえけん}. Put the ticket in the fare box when you get off the No.5 Tram at 末広町^{すえひろちょう}. Fares: ¥210 - ¥260.



Tram No. 2 & Tram No. 5



	Tram Stops		Tram No. 5	Tram No. 2	Transfer	Memo
DY1	湯の川	ゆのかわ	●	●	☆	
DY2	湯の川温泉	ゆのかわおんせん	●	●		
DY3	函館アリーナ前	はこだてアリーナまえ	●	●		
DY4	駒場車庫前	こまばしゃこまえ	●	●		
DY5	競馬場前	けいばじょうまえ	●	●		
DY6	深堀町	ふかぼりちょう	●	●	☆	
DY7	柏木町	かしわぎちょう	●	●		
DY8	杉並町	すぎなみちょう	●	●		
DY9	五稜郭公園前	ごりょうかくこうえんまえ	●	●	☆	
DY10	中央病院前	ちゅうおうびょういんまえ	●	●		
DY11	千代台	ちよがだい	●	●		
DY12	堀川町	ほりかわちょう	●	●		
DY13	昭和橋	しょうわばし	●	●		
DY14	千歳町	ちとせちょう	●	●		
DY15	新川町	しんかわちょう	●	●		
DY16	松風町	まつかぜちょう	●	●		
DY17	函館駅前	はこだてえきまえ	●	●	☆	
DY18	市役所前	しやくしょまえ	●	●		
DY19	魚市場通	うおいちばどおり	●	●		
DY20	十字街	じゅうじがい	●	●		10-min walk to HIF
D21	末広町	すえひろちょう	●			7-min walk to HIF

D22	大町	おおまち	●			
D23	函館どつく前	はこだてどつくまえ	●			
Y24	宝来町	ほうらいちょう		●		
Y25	青柳町	あおやぎちょう		●		
Y26	谷地頭	やちがしら		●		

B) Bus-to-Tram, Tram-to-Bus Transfer

You can make a transfer at the transfer discounted fare at the four stops marked with ☆ in the above table. You have to transfer within 2 hours. If you pay by cash, please remember to take a numbered ticket (整理券 せいりけん) every time you get on a bus or tram, and put it in the fare box as you get off.

If you pay by cash

First Ride

- 1) Tell the driver “のりつぎします” when you get off.
- 2) Pay the fare up to that point and ¥50 as a transfer fee.
- 3) The driver will give you a transfer ticket (乗継券 のりつぎけん) that worth ¥210.

Second Ride

- 4) If the next ride fare exceeds ¥210, pay the balance as you get off. If it doesn't, you just put 乗継券 のりつぎけん and 整理券 せいりけん in the fare box.



If you pay by an IC card (“ICAS nimoca (イカすニモカ)”)

First Ride

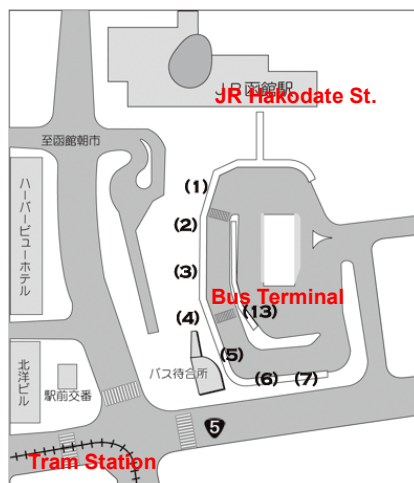
- 1) Tell the driver “のりつぎします” when you get off.
- 2) Touch your card to the reader. The fare up to that point and ¥50 as a transfer fee will be deducted.

Second Ride

- 3) Touch your card to the reader as you get off. If the next ride fare exceeds ¥210, the balance will be automatically deducted from the card.

C) Bus

The Hakodate Bus Corporation (<http://www.hakobus.co.jp/>) operates more than 50 different routes. The minimum fare is ¥210. Most people who commute to HIF by bus get off a bus at 函館駅前 はこだてえきまえ and transfer to a tram or walk to HIF.



D) Prepaid IC Card “ICAS nimoca (イカすニモカ)”

HIF will distribute ICAS nimoca to each participant at the beginning of the program. It is a card that you can charge repeatedly and use for transportation and/or shopping.

<How to use ICAS nimoca at tram or bus>

(1) When getting on a tram or bus, touch your IC card to the reader. The balance will be displayed. You don't have to take a numbered ticket (整理券). It's for those who pay by cash.

(2) Press the “want-to-get-off button” after your destination has been announced.



(3) When you get off, please touch your IC card to the reader. The fare and the remaining balance will be displayed.

If you want to pay for multiple people with one card, please tell the driver before you touch the IC card to the reader.



(1) When you get on



(3) When you get off

<How to charge ICAS nimoca at tram or bus>

At tram or bus, you can charge by the 1,000-yen, up to 5,000 yen at a time. If the balance is more than 10,001 yen, you cannot charge at tram or bus.

- (1) Tell the driver that you want to charge your card.
- (2) They manipulate the machine.
- (3) Put a thousand-yen bill in it.
- (4) Touch your IC card to the reader.

<How to charge ICAS nimoca at other places>

You can charge up to 20,000 yen in the following places. Please go to a convenience store if you charge with high-value bill or coins.

- 函館バス函館駅前案内所 (Bus Information Center in front of the JR Hakodate Station)
- 函館バス昭和営業所 (Hakodate Bus Showa Sales Office)
- 駒場営業所 (Komaba Sales Office near the “Komaba Shako Mae” tram stop)
- Convenience Stores etc.

Charge machines and point exchange machines are available in the following places:

- 函館バス函館駅前案内所 (Bus Information Center in front of the JR Hakodate Station)
- アクロス十字街 (Across Jujigai, 1F)
- 函館市役所 (Hakodate City Hall, 1F)
- 函館市亀田交流プラザ (Hakodate Kameda Koryu Plaza, 1F)
- 丸井今井 (Marui Imai Department Store, 5F)
- コープさっぽろ湯川店 (Coop Sapporo Supermarket Yunokawa Store, 1F)
- シエスタハコダテ (Sharestar Hakodate, 1F) etc.



Charge Machine & Point Exchange

<Good points about ICAS nimoca>

- (a) You can earn “points” if you use the card at tram, and exchange them to the balance at a point exchange machine, 1 point for 1 yen.
- (b) “Transfer discount” is applicable.



If you transfer from tram to tram within one hour at the same tram stop, the discount is applied.



If you transfer from tram to bus, or from bus to tram within one hour at the following stops, the discount is applied. (The maximum amount of discount is 160 yen.)

Tram/bus stops where the transfer discount is applicable

Tram Stops	Hakodate Eki Mae	Showabashi	Goryokaku Koen Mae	Fukabori cho	Keibajo Mae	Yunokawa
Bus Stops	Hakodate Eki Mae/ Booni Moriya Mae	Showabashi	Goryokaku	Fukabori cho	Keibajo Mae	Yukura Jinja Mae

- (c) You can shop at a store with this mark. (Convenience stores, vending machines, etc.)

NOTE:

- You may use other IC cards (e.g., Suica, Kitaca, ICOCA, etc.) in Hakodate, but (a) and (b) mentioned above are not applied.



<Things to remember toward the end of the HIF program>

1. Do not charge too much on your ICAS nimoca,
2. Exchange your points to the balance on the card.
3. Use up the balance before your leave Hakodate, especially if you choose “Option 2” below.

You don't have to return your ICAS nimoca card to HIF. It's yours including the 500-yen deposit HIF paid when purchasing it. There are two options as shown below.

Option 1: Keep your ICAS nimoca for your memory or future use.

There is no expiration date on the remaining balance.

You may use it in big cities in Japan, but you cannot earn points outside Hakodate.

Option 2: Return your ICAS nimoca to the Hakodate Bus Company and receive the 500-yen deposit.

Please go to the Bus Information Center in front of the JR Hakodate Station with your ICAS nimoca and passport.

If you have the balance on your card, you can get a refund with 220-yen deduction for a commission fee. If the remaining balance is less than 220 yen, you will receive 500 yen.

$$(\text{Remaining Balance} - \text{Commission Fee (¥220)}) + \text{Deposit (¥500)} = \text{Refundable Amount}$$

E) Train

If you commute by train, you get off a train at 函館駅 and transfer to a tram or walk to HIF. The minimum fare is ¥250.

JR

Train Stations	
函館	はこだて
五稜郭	ごりょうかく
桔梗	ききょう
大中山	おおなかやま
七飯	ななえ
新函館北斗	しんはこだてほくと
仁山	にやま
大沼	おおぬま
大沼公園	おおぬまこうえん
↓	↓
札幌	さっぽろ

↑
はこだてライナー
↓



道南いさりび鉄道 (South Hokkaido Railway)

Train Stations	
五稜郭	ごりょうかく
七重浜	ななえはま
東久根別	ひがしくねべつ
久根別	くねべつ
清川口	きよかわぐち
上磯	かみいそ
↓	↓
木古内	きこない

Useful Links: TRAVEL Hakodate, Hakodate Official Travel Guide – Hokkaido, Japan (by Tourism Department of City of Hakodate)

<https://www.hakodate.travel/en/information/city-traffic.html>

5. Bicycle Rules and Safety

The Revised Road Traffic Act has become effective on June 2016 to strengthen penalties for unlawful behaviors. The information written on this section is not exhaustive.

<When you ride on a bike>

Please make sure the bike is the right size and properly adjusted to fit you. Ensure your bicycle (especially brakes and lights) is in good working order by inspecting it regularly.

<Five Basic Safety Tips>

1. Ride on a traffic lane. Riding on a sidewalk is exceptional.
2. On a traffic lane, ride in the same direction as traffic. (In Japan, ride on the left.)
3. On a sidewalk, yield to pedestrians and ride closer to the traffic lane.
4. Obey all safety rules.
5. Wear a bicycle helmet.



Some Examples of Illegal Behaviors




Ride double on a bicycle.



Ride using a phone.




Ride using an umbrella.




Ride with earphones on.



Ride with no lights on at night.



Ride side by side.



Ride without yielding to pedestrians.



Ride after drinking alcohol

HOW TO RIDE A BICYCLE THE RIGHT WAY (Metropolitan Police Department)

https://www.keishicho.metro.tokyo.lg.jp/multilingual/english/traffic_safety/traffic_rules/SAFE_BICYCLE RIDING.html

6. Money

A) Anticipated Expenses

This section outlines approximate costs you will incur while living in Hakodate. At minimum, bring *at least* ¥100,000 with you for miscellaneous personal expenses.

In Japan, credit cards are not still as widely used as in the U.S., and may not be accepted in some shops, restaurants, clinics or transportations. Debit cards are even more rare.

Upon entering Japan, you should carry at least ¥10,000 ~ ¥20,000 in cash for immediate travel expenses. Even after you settle in Hakodate, you should always carry a certain amount of cash just in case.

Baggage Delivery ¥3,170 or above per suitcase

If you wish to send your baggage to Hakodate Kokusai Hotel where you stay on June 8 and 9, baggage delivery services are available at airports and hotels. It takes two days from Narita Airport or Tokyo area to Hakodate. The price is ¥3,170 or above depending on a size and weight. Please refer to the “Domestic Travel Information to Hakodate” booklet for more information about the baggage delivery.

Transportation Costs: Daily Commute

Most participants will need to use public transportation to commute to HIF. HIF will refund transportation expenses for those who use public transportation to commute between host family’s house or the dormitory and HIF, according to the criteria set by HIF. Further information about the reimbursement will be announced in the student orientation.

Transportation Costs: Culture Classes and Extracurricular Activities

Locations for extracurricular activities are distant from HIF, and tram fares cost a minimum of ¥210, one way. Participants are responsible for paying transportation costs to participate in culture classes and extracurricular activities.

Daily Lunch ¥20,000 ~ ¥40,000 for 2 months

The school cafeteria is open during the program. The daily lunch special (main and side dishes, rice, and soup) is ¥500.

If you are interested in having your lunch at a nearby restaurant, it may cost you ¥800 or more. Lunch boxes costing about ¥400 or more can be purchased at supermarkets and convenience stores near HIF.

Daily Commodities

Prices of toiletries and consumable goods in Japan vary according to quality. Many goods are available at 100-yen shops and/or drug stores.

100-yen shops	DAISO: https://www.daiso-sangyo.co.jp/
	Seria: https://www.seria-group.com/
	Can Do: https://www.cando-web.co.jp/
Drug stores	Tsuruha Drug: https://www.tsuruha.co.jp/
	Sapporo Drug Store: https://satudora.jp/

Culture Classes

HIF facilitates cultural activities that may interest you. These are optional, and the participation fee is free.

Textbooks & Dictionaries

The textbook fee is included in the program fee (US\$7,920). If you have not finished one of the following textbooks at your home institution, please bring it with you.

- Tobira: Gateway to Advanced Japanese
- Authentic Japanese: Progressing from Intermediate to Advanced (new edition)

If you are enrolled in a class at HIF which uses the textbook you already have, HIF will reimburse the cost of the textbook in Japanese yen. There is no reimbursement for workbooks.

Please bring a dictionary with you, at the very least an English-Japanese or Japanese-English dictionary. You may find it convenient to use an electronic dictionary.

Dictionaries & Workbooks

You can purchase the following grammar dictionaries and workbooks at HIF.

- A Dictionary of Basic Japanese Grammar (Japan Times)
- A Dictionary of Intermediate Japanese Grammar (Japan Times)
- A Dictionary of Advanced Japanese Grammar (Japan Times)
- Multimedia Exercises for Basic Japanese Grammar (Japan Times)
- A Handbook of Japanese Grammar Patterns for Teachers and Learners (Kurosio Publishers)
- A Bilingual Dictionary of English and Japanese Metaphors (Bonjinsha)
- Tobira 800 Basic Kanji as a Gateway to Advanced Japanese (Kurosio Publishers)
- Tobira Grammar Power: Exercises for Mastery (Kurosio Publishers)

Extra Travel Costs

If you are planning to travel before or after the program or during the 4-day semester break, be aware that the cost for travel inside Japan (transportation, accommodation, meals) tend to be very expensive.

HIF prohibits participants from hitchhiking and sleeping outside except under unavoidable circumstances. In any case, HIF accepts no responsibility or liability for any injury or loss resulting from the above-mentioned behaviors.

International Delivery Service

Express Mail Service (EMS) from Japan to USA: 10kg: ¥27,100 20kg: ¥51,100

Handwritten labels will not be accepted for international mail to the United States.

For more information: http://www.post.japanpost.jp/int/ems/index_en.html

Return Tickets

We strongly advise that you purchase your return tickets from Hakodate to your port of departure before you leave your country. August is the busiest travel season in Japan and air tickets may be difficult to obtain at short notice. If you cannot purchase domestic tickets before your arrival in Japan, please make sure to purchase them at your earliest convenience once you have arrived in Hakodate. Please note that seasonal charges may apply.

B) Currency Exchange in Hakodate

Currency exchange (JPY⇄USD, JPY⇄EURO) is available at the following bank located near the Goryokaku Park. Their business hours are 9:00am-3:00pm on Monday through Friday. No banks near the JR Hakodate Station offer foreign currency exchange service.

Bank Name: Hokkaido Bank, Hakodate Branch (北海道銀行 函館支店)
 Address: 7-18 Honcho, Hakodate
 Tel: 0138-51-2211



Japan Post Bank ATM

C) How to Withdraw Cash by Credit or Debit Cards Issued outside of Japan

Japan Post Bank ATMs

http://www.jp-bank.japanpost.jp/en/ias/en_ias_index.html

Withdrawal limit per transaction: 50,000 JPY

Located inside the Post Office, some stations, hospitals, and shops.

The nearest post office from HIF is 函館元町郵便局 (Address: 28-13 Motomachi, Hakodate).

Around the HIF, except for the post offices, you can also find a Japan Post Bank ATM in the JR Hakodate Station and the Hakodate City Hall.

Seven Bank ATMs

<http://www.sevenbank.co.jp/intlcard/index2.html>

Withdrawal limit per transaction: 30,000 JPY

Located in the Seven Eleven convenience stores with the sign of Seven Bank ATM.

You may also find one at major international airports, major train stations, and department stores.



Seven Bank ATM

North Pacific Bank (北洋銀行) ATM in the JR New Hakodate Hokuto Station

Withdrawal limit per transaction: 40,000 JPY

Located near the Bento Café 41°Garden on the second floor of the station.

Note: You cannot withdraw cash with cards issued outside of Japan at other North Pacific Bank ATMs you will find in Hakodate.

Operation hours: 7:00am-9:00pm (except for the third Saturday of the month: 7:00am-6:00pm)

D) Traveler's Checks

Traveler's checks are not commonly used in Japan anymore. You cannot cash them at banks or use them in shops. We do not recommend you bring traveler's checks to Japan.


E) Personal Checks

You cannot cash personal checks in Hakodate.

7. Sustainability in Japan

A) Saving on Electricity and Water (節電、節水) せつでん せつすい

During your stay in Japan, especially at your host family's house, please try to save on electricity and water. This is important not only in Japan but anywhere in the world.



B) How to Sort Garbage by Type (ごみの分別) ぶんべつ

Different local governments have different rules to collect recyclables and waste. In the City of Hakodate, you separate garbage into six types as follows:

<p>Burnable garbage (燃やせるごみ) (e.g.) kitchen waste, uncleanable plastics, unrecyclable paper, rubber or leather products, CDs, videotapes, clothes, disposable diapers, etc.</p>	<p>Recyclable plastics (プラスチック容器包装/プラ) Plastic products that have "プラ" mark on them. If they are dirty, please rinse them with water or wipe them off with an old cloth.</p>
<p>Non-burnable garbage (燃やせないごみ) (e.g.) ceramics, glass, metallic products, small-sized home appliances of less than 30cm, gas cylinders, spray cans, electric bulbs, fluorescent lights, etc.</p> <p>CAUTION: Dispose dangerous items with care!</p>	<p>Cans, glass bottle, plastic bottles (缶・びん・ペットボトル) Remove caps and labels, and rinse them with water.</p>
<p>Large-sized garbage (粗大ごみ)</p>	<p>Dry-cell batteries (乾電池)</p>

At HIF, and if your host family lives in Hakodate, you follow the above rules. If your host family lives in Hokuto-shi or Nanae-cho, please ask for them since they have slightly different rules.

The pictures in this section are taken from the Guidebook for Sorting Recyclables and Waste edited and published by Minato Recycling and Waste Management Office, Industry and Community Promotion Support Department.

8. Emergency

EMERGENCY NUMBERS IN JAPAN



110 for Police



119 for Fire Department and Ambulance

A) Traffic Accidents

If you are involved in a traffic accident, do not allow the driver to leave the scene even if you do not seem injured. Even if you have no symptoms right after an accident, serious symptoms may develop later. Please follow the following procedures if you find yourself in an accident:

- 1) Ask the driver for his/her name, address, telephone number, number plate and car insurance number.
- 2) Have the driver call the police.
- 3) Immediately call HIF and your host family.
- 4) Wait for the police to come and assess the situation.
- 5) In case of injury, you will need a medical certificate (診断書) from your medical practitioner to verify your injury and treatment. You will need this certificate to make insurance claims.

B) Indemnity

You will be liable for intentional or unintentional damage or destruction of property or possessions belonging to your host family. For example, if you break a host family's bicycle, lose the house key, you have to repair or pay for the cost.

Please report any incident involving loss, damage, or destruction to the HIF facilities immediately. HIF insures each Summer Program participant for up to ¥2,000,000 for indemnity liability. This liability insurance also covers damage or destruction of goods displayed in places of business. Disbursement amounts will be assessed by Tokio Marine Nichido Fire Insurance Company.

C) Insurance & Medical Fees

HIF requires all participants to obtain medical insurance to cover possible illness and accidents while staying in Japan.

If you visit a doctor while you are staying in Japan, you will be liable for the full cost even if you are insured in your home country. A typical visit may cost between ¥6,000 and ¥10,000. You may request reimbursement from your insurance provider once you return to your home country. We suggest that you take an extra ¥20,000-¥30,000 in case of illness or injury during your stay.

HIF insures all participants as follows **in the event of injuries due to accidents.**

Injuries due to Accidents			Indemnity Liability
Hospital Visits	Hospital Stays	Disability or Death	
¥5,000/ day	¥10,000/ day	¥8,000,000	¥2,000,000

At hospital, you pay the full cost of the medical services you receive. When you return to your home country, please contact your insurance company to receive reimbursement for the cost of the treatment.

D) When You Are Sick

At home

Please tell your host family when you become sick or suffer any injury. In these situations, they will inform the HIF Office and they or a staff member of HIF will take you to a hospital if necessary.

If you have to miss a class due to sickness or injury, be sure to inform the HIF Office before 9:00am by telephone.

At HIF

Please tell a staff member of HIF when you don't feel well. You may use the Sick Bay to rest. A staff member will take you to a hospital if necessary.

E) Medications

We strongly recommend that you take a generous supply of over-the-counter or prescription medicines for headaches, colds or allergies to Japan with you. It is highly unlikely that you will be able to find the same brands of medications that are found in your home country here in Japan.

Please refer to the following websites for more information about bringing medicines for personal use into Japan.

Ministry of Health, Labour and Welfare

<http://www.mhlw.go.jp/english/policy/health-medical/pharmaceuticals/01.html>

U.S. Embassy & Consulates in Japan

<https://jp.usembassy.gov/services/importing-medication/>

9. Internet Connection

A) Pocket Wi-Fi

A rental pocket Wi-Fi will be distributed to each participant during their stay in Hakodate for the HIF program. The rental fee is included in the program fee. More details will be announced later before your departure.

B) HIF Building

Free Wi-Fi is available on the 4th and 5th floors.

C) Dormitory

No Wi-Fi is available.

D) Host Family's House

Internet access at home is different from one family to another: some families have unlimited Wi-Fi access you can use with your computer or tablet, and others do not have the Internet at all. You have to ask for your host family about their Internet rules, since they might be using a limited data plan.

In order to take advantage of the homestay experience, you should balance your time to spend on the Internet and the time to spend with your host family. If you video chat with your family or friends in your country late at night or early morning due to the time difference, please do not disturb your host family by talking too loud or making loud noises.

E) Free Wi-Fi in Hakodate

Please refer to the Hakodate City Free Wi-Fi Spot Guide Map (<https://www.hakodate.travel/en/information/wi-fi.html>) as to where you can use Wi-Fi for free.

SSID: 00_HAKODATE_FREE_Wi-Fi



You will see the following signs which say “Wi-Fi つかえます (You can use Wi-Fi.)” at a restaurant or shop. The tricky part is that you can use Wi-Fi only with a mobile phone whose carrier is the one written on the sign. Docomo, au, and Softbank are the three major phone carriers in Japan, just like Verizon, at&t, Sprint, T-Mobile in the U.S.. If a sign has a carrier name and/or character, please be careful because it does not mean that they have free Wi-Fi available to anyone.



For other signs regarding the Internet availability such as FREESPOT, please ask a shop/restaurant staff on site for more information.



F) Mobile Phone

Foreigners who stay in Japan less than 90 days are not allowed to purchase mobile phones in Japan by law: ^{けいたいでんわふせいりようぼうしほう} 携帯電話不正利用防止法 in force from April 1, 2006. If you wish to use a mobile phone from your country in Japan, you will need a global roaming device, or you may rent a mobile phone in Japan.

10. Useful Facilities

Hakodate City Central Library (函館市中央図書館) <small>はこだてしちゅうおうとしょかん</small>			
Address	26-1 Goryokaku-cho, Hakodate	Tel	0138-35-5500
Business Hours	9:30am-8:00pm, closed every Wednesday and the last Friday of each month		
What's available for you	<p>You need to obtain a library card (図書館利用者カード) to check out a book or use the Internet corner. You are not allowed to use the computers at the Internet corner for the purpose of playing game or chatting. You may bring your laptop/tablet to the library, but there is no Wi-Fi available.</p>		
Website	https://hakodate-lib.jp/		



Hakodate Community Design Center (函館市地域交流まちづくりセンター) <small>はこだてしちいこうりゅう</small>			
Address	4-19 Suehiro-cho, Hakodate	Tel	0138-22-9700
Business Hours	9:00am-9:00pm, open everyday		
What's available for you	free Wi-Fi, café “Drip Drop”, information about events or concerts in and around Hakodate, etc.		
Website	https://hakomachi.com/		

Hakodate Youth Center (函館市青年センター) <small>はこだてしせいねん</small>			
Address	27-5 Chiyogadai-cho, Hakodate	Tel	0138-51-3390
Business Hours	9:00am-9:00pm (Wed: 5:00pm-10:00pm), open everyday		
What's available for you	free Wi-Fi, study space, etc.		
Website	https://hako-youth.com/		

Hakodate Tsutaya Books (函館 蔦屋書店) <small>つたやしょてん</small>			
Address	85-1 Ishikawa-cho, Hakodate	Tel	0138-47-2600
Business Hours	7:00am-1:00am, open everyday		
What's available for you	bookstore, Starbucks, restaurant, Family Mart (convenience store), study space, free Wi-Fi, etc.		
Website	https://www.hakodate-t.com/		

Hakodate Community Plaza G-Square (G スクエア) inside Share Star Hakodate (シエスタ函館)			
Address	24-1 Honcho, Hakodate	Tel	0138-35-4000
Business Hours	9:30am-9:30pm, open everyday		
What's available for you	free Wi-Fi, study space, etc.		
Website	https://g-sq.jp/		

Hakodate Arena (函館アリーナ)			
Address	1-32-2 Yunokawa-cho, Hakodate	Tel	0138-57-3141
Business Hours	9:00am-10:00pm, open everyday		
What's available for you	arena for table tennis, badminton, basketball, etc., indoor running course, training room with fitness and exercise equipment, kids room, etc. (Fee: ¥400 ~) You will need a pair of indoor sneakers to use the facilities.		
Website	http://www.zaidan-hakodate.com/arena/		

Hakodate Citizen's Swimming Pool (函館市民プール)			
Address	22-25 Chiyogadai-cho, Hakodate	Tel	0138-52-7452
Business Hours	10:00am-9:00pm, open every day (closed for maintenance a few days a month)		
What's available for you	50-meter pool, 25-meter pool (Fee: ¥420 ~)		
Website	http://www.zaidan-hakodate.com/pool/		

San Rifure Hakodate (サン・リフレ函館)			
Address	2-14 Omori-cho, Hakodate	Tel	0138-23-2556
Business Hours	9:00am-9:00pm, closed on the third Thursday of each month		
What's available for you	gymnastic hall for table tennis, badminton, basketball, etc., room with fitness and exercise equipment, café & restaurant, etc. (Fee: ¥100 ~) You will need a pair of indoor sneakers to use the facilities.		
Website	https://s-refre-hakodate.com/		

11. Other Information

Gifts and Something to Introduce Yourself

As a gesture of courtesy, it is a good idea to bring small gifts for your host family and friends. A box of cookies, stationery, T-shirts from your campus, or other local products are most welcome. You may also consider bringing items (such as photos, videos or brochures) with you that you can use to introduce yourself, your country, city or family to your host family.

What to Bring for Your Homestay

HIF host family will prepare a room, bedding, desk, and desk light for you. Also they will allow you to use their washing machine, detergent, iron, hair dryer, etc.

Please bring/purchase in Japan for your personal use and necessity like towel, bath towel, toothpaste, shampoo, and any other consumable items.

Electrical Appliances

The voltage in Japan is 100 VAC and 50Hz (East Japan area from around Tokyo up to Hokkaido). The shape of electrical outlets in Japan is Type A as shown in the right picture. If you plan to use electrical appliances from your country here in Japan, please make sure to bring a transformer and converter plug with you.



Student Discount System

HIF does not issue ID cards for participants. We advise that you bring along your student ID card. You may be able to use it to receive a student discount at some shops or other locations.

International Student ID Card may also be useful at some hotels and shops. (<https://www.isic.org/>)

Tattoos

Please be advised that some fitness clubs, swimming pools and public baths prohibit people with tattoos from using their facilities.

Laptop Computer

Please consider taking a laptop computer with you. You may find it useful for presentations, homework assignments and Wi-Fi Internet access.

12. HIF Contact Information

Hokkaido International Foundation (HIF) ほっかいどうこくさいこうりゅう 北海道国際交流センター

Address: 14-1 Motomachi, Hakodate, Hokkaido 040-0054 Japan

〒040-0054 北海道函館市元町 14-1

Tel: 0138-22-0770 (+81-138-22-0770)

080-1860-2925 (+81-80-1860-2925)

Fax: 0138-22-0660 (+81-138-22-0660)

E-mail: ji@hif.or.jp

Website: <http://www.hif.or.jp/en/summer/>

